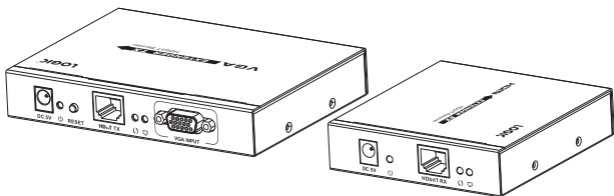


LOGICTM

HDbiT VGA to HDMI Extender over single network

User manual

LG-VHRXTX



www.logicav.in

Thank you for purchasing this product. For optimum performance and safety, please read the instructions carefully and keep the manual for future reference.

• **Important safety notice**

Please read below safety instructions carefully before installation and operation:

- * Please pay attention to all the warnings and hints on this device.
- * Do not expose this unit to rain, moisture and liquid.
- * Do not put any stuff into the device.
- * Do not repair or open this device without professional people's guidance.
- * Make sure good ventilation openings to avoid product overheating damage.
- * Shut off power and make sure environment is safe before installation.
- * Do not plug-in/out the network cables when it is in using to avoid cables damage.
- * Use DC5V only. Make sure the specification matched if using 3rd party DC adapters.

1 Introduction

This VGA extender incorporates HDbiT transport technology to extend VGA signal to HDMI devices over single cat5/6. It saves cable cost and supports RGBHV signal input. It can be widely applied in TV field, HD video camera system and multimedia education etc field.

2 Features

- 1) Apply advanced HDbiT transport protocol
- 2) Extend VGA signal to HDMI display over single cat5/6 cable
- 3) Transmit 1080p signal up to 120 meters
- 4) Support RGBHV input
- 5) Support 3.5mm audio jack
- 6) High-end aluminum alloy enclosure design
- 7) Wall-mountable design for convenient installation

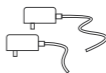
3 PACKAGE CONTENTS



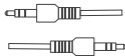
VGA TRANSMITTER
TX×1



HDMI RECEIVER
RX×1



DC5V/2A×2pcs



3.5mm audio cable



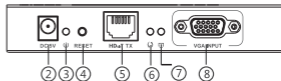
User's manual*1pcs

4 INSTALLATION REQUIREMENTS

1. Source device with VGA output port(computer graphics card, DVD,PS3, HD monitoring equipment etc)
2. Display devices with HDMI input port such as SDTV, HDTV etc.
3. UTP/STP Cat5e/6 cable follow standard IEEE-568B

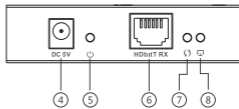
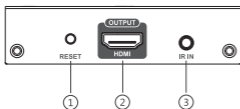
5 Panel description

5.1 VGA sender



- | | |
|--------------------------------|-------------------------------|
| ① Audio Input | ② Power input (DC5V) |
| ③ Power status indicator | ④ Reset button |
| ⑤ HDbiT signal output | ⑥ Data transmission indicator |
| ⑦ Network connection indicator | ⑧ VGA signal input |

5.2 HDMI receiver



- | | |
|--|---------------------------|
| ① Reset | ⑤ Power Light |
| ② HDMI signal output | ⑥ HDbiT signal input |
| ③ IR signal input to connect with
IR receiver extension cable | ⑦ Data transmission light |
| ④ Power input (DC5V) | ⑧ Network link light |

6 Installation procedures

1. Make Cat5/6 network cable

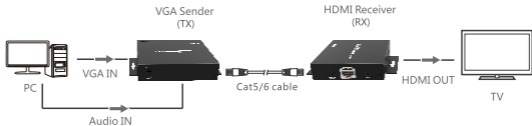
Follow the standard of IEEE-568B:

1. white and orange
2. orange
3. white and green
4. blue
5. white and blue
6. green
7. white and brown
8. brown



2. Connection

2.1 Transmit 1080P signal over cat6 up to 120 meters and 150 meters over higher quality level cables.



7 RFQ

Q: It displays "waiting for connection" at bottom right corner of screen?

A: Please check if the power supply of TX (sender) and the network cable are well connected.

Q: It displays "Please check the TX input signal" at middle of screen?

A: 1) please check if there is an VGA signal input of sender TX.

- 2) Try to connect the source device directly with display device to see if there is signal output from source device or change the source device and VGA cables to retest.

Q: Display not fluent and stable?

- 1) Make sure network cable length is within the required range.
- 2) Press "reset" button on the TX/RX panel.

8 Specification

Product Feature	Transmit VGA signal to HDMI displays over CAT5e/6
Transmit protocol	HDbitT
Signal format	TX: RGBHV RX: HDMI
VGA resistance	75Ω
Support resolution	1920x1080@60Hz ; 1680x1050@60Hz ; 1440x900@60Hz ; 1360x768@60Hz ; 1280x1024@60Hz ; 1280x960@60Hz ; 1280x720@60Hz ; 1024x768@60Hz ; 800x600@60Hz
Transmit distance	Transmit 1080P signal over cat6 up to 120 meters CAT5 : 80m CAT5E : 100m CAT6 : 120m It transmits up to 150meters over higher quality level network cable.
Audio	3.5mm audio jack
Working temperature	0°C ~ 60°C
Power supply	DC5V/2A *2pcs
Power consumption	TX<7.5W RX<3.5W
Product dimension	TX: 130x94x22mm RX: 90x94x22mm
Multiple receiver connection	Yes, support 1 TX to many Rxs by LAN Switch
Color	Black

Disclaimer

The product name and brand name may be registered trademark of related manufacturers.™ and ® may be omitted on the user manual. The pictures on the user manual are just for reference, and there may be some slight difference with the real products.

We reserve the rights to make changes without further notice to a product or system described herein to improve reliability, function or design.